

---

---


# **Book Selection & Acquisition Overview**

NCSU Libraries  
April 2017

---

---

# Collections reflect the strengths of the university



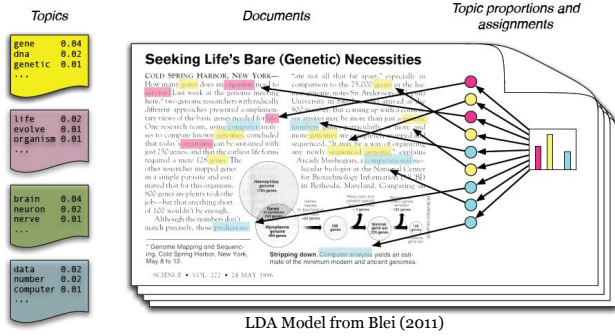
# Responsive Collections

- Just-in-case selection
- Just-in-time (& curated) selection
- TRLN and Interlibrary loan network
- In-Kind Donations & Endowments




# Collections as a service

## Text-mining



## Textbooks



## Demand-driven approaches



## Data-informed collection strategies



# We Acquire both Ebook & Print Formats

- Community-driven, data-informed
- Users expect instant access
- Location agnostic - anytime, anywhere
- Flexible business and user models
- Average ROI ebooks = \$2.96/use



# Complex Factors that Influence Acquisitions

- User expectations
- Increasing interdisciplinarity
- Publishers' business models & access models
- Holdings in TRLN
- Funding

# Just-in-Case Selection

- Core, must-have titles
- Approval plans
- Ebook packages from university presses, major publishers (e.g., Springer, Wiley, Elsevier, IEEE, Oxford University Press)
- Title-by-title selection

# Just-in-Time Selection

- Demand-driven (DDA) records - all formats (but ebook preferred)
- Curated set of records, scoped by our criteria
- Quick workflow for patron experience
- Provides access to over 60,000 titles without always having to purchase



# Book Purchase Suggestions from Campus

## Suggest a Purchase

Full Name \*

Email Address \*

Affiliation

Department

Title of item Requested

*"Thanks for considering my suggestion. I think it's awesome that you all at our libraries are able to make things like this happen! I look forward to getting to get my hands on the book."*

*--NC State Student*

# TRLN and Interlibrary loan network

- We borrowed 28,000+ items from other libraries in FY 15/16
- Extend our collection by leveraging TRLN collections
  - 50% of borrowed books from TRLN
  - 2.6 days turnaround time
- NC LIVE
  - 24,000+ ebooks available

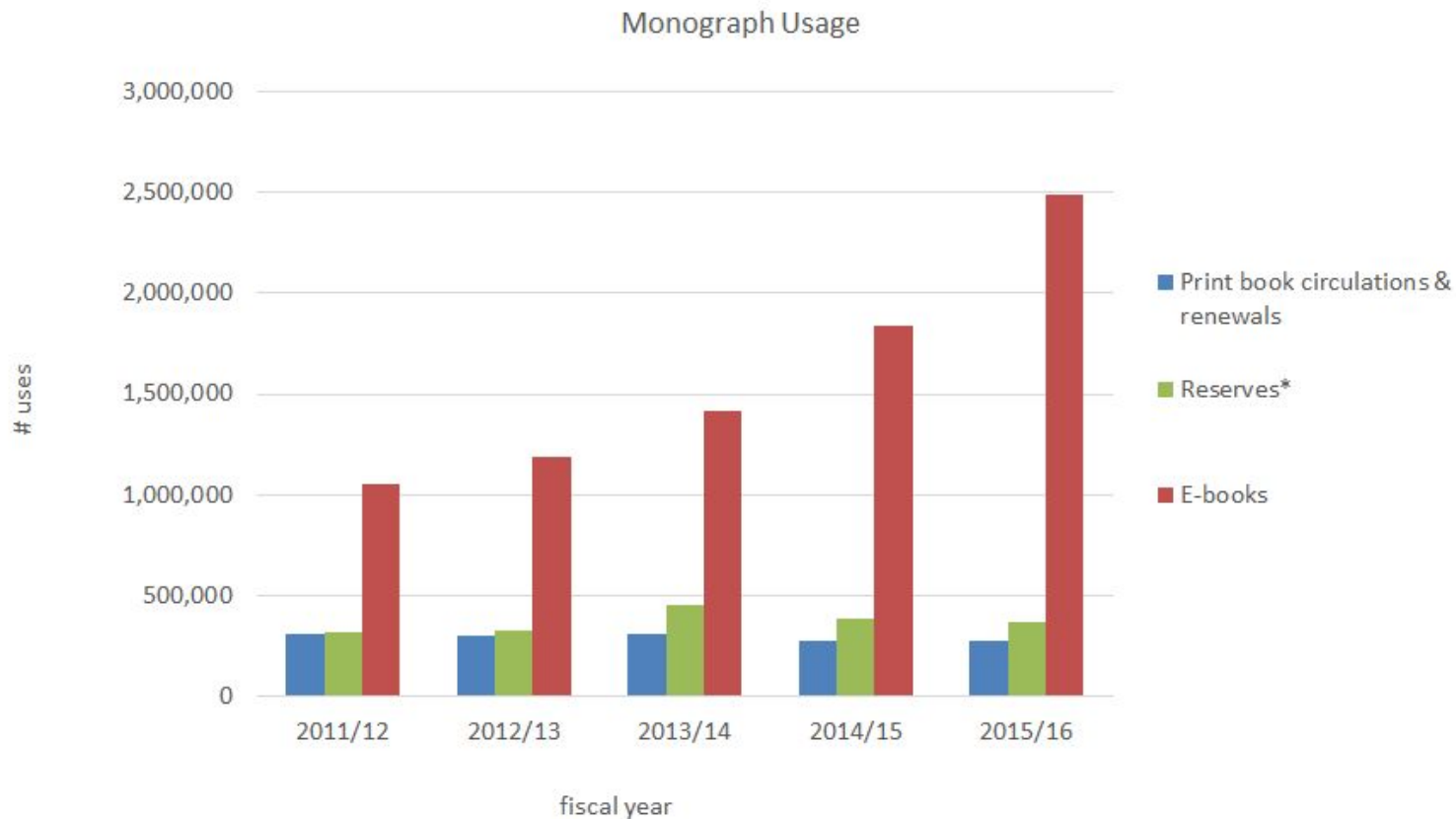


# Number of Books - 11 Year Trends

- Doubled number of books made available to patrons
  - In FY 2005/06 we added ~ 53,000 book records
  - In FY 2015/16 we added ~108,000 book records
  
- Added 1 million books in last 11 years
  - In FY 2005/06 our total book count was ~1.8 million volumes/records
  - In FY 2015/16 our total book count was ~2.8 million volumes/records

# Use of Books

Apples and  
Oranges,  
but...



# Our Team & Our Approach

- Maximize limited funds
- Maximize access
- Multi-format approach
- Expert librarians
- Strong analytics
- Data-informed
- Community-driven

